

BG Anonymized	Active	MTO	Inactive
BG axx_22	12,25M	0,38M	0,44M
BG axx_20	11,59M	0,01M	0,44M
BG bxx_08	11,18M	0,02M	0,12M
BG bxx_24	9,57M	0,01M	0,01M
BG axx_01	8,07M	0,03M	0,17M
Totaal	142,70M	3,00M	4,91M

BG Anonymized	Active	MTO	Inactive
BG bxx_08	39,85M		2,23M
BG axx_20	18,35M	3,33M	0,16M
BG axx_22	17,03M	0,13M	0,51M
BG cxx_21	16,36M	0,03M	0,41M
BG cxx_12	14,49M		0,12M
Totaal	297,19M	4,95M	10,80M

BG Anonymized	Active	MTO	Inactive
BG cxx_25	79,75M	0,07M	0,42M
BG axx_17	66,52M		0,03M
BG axx_09	22,11M	0,02M	0,01M
BG bxx_10	2,45M	0,02M	0,00M
BG axx_18	1,78M	0,00M	0,02M
Totaal	188,63M	0,82M	0,68M

BG Anonymized	Active	MTO	Inactive
BG axx_20	9,07M		0,07M
BG cxx_25	7,05M	0,00M	
BG axx_16	5,86M	0,01M	0,00M
BG axx_17	4,77M		0,00M
BG cxx_09	4,27M	0,00M	
Totaal	47,12M	0,31M	0,75M

Inventory Location

€ 701,85M
Stock in scope

675,6M	9,1M	17,1M
Active	MTO	Inactive

select measure

- Total Stock
- Slowmover on Plant Age
- Slowmover on Batch Age

select week

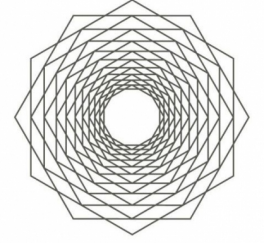
W30-19

select mat. status

- Alles selecteren
- Active
- Inactive
- MTO

select region

- Alles selecteren
- AMERICAS
- ASIA
- EMEA



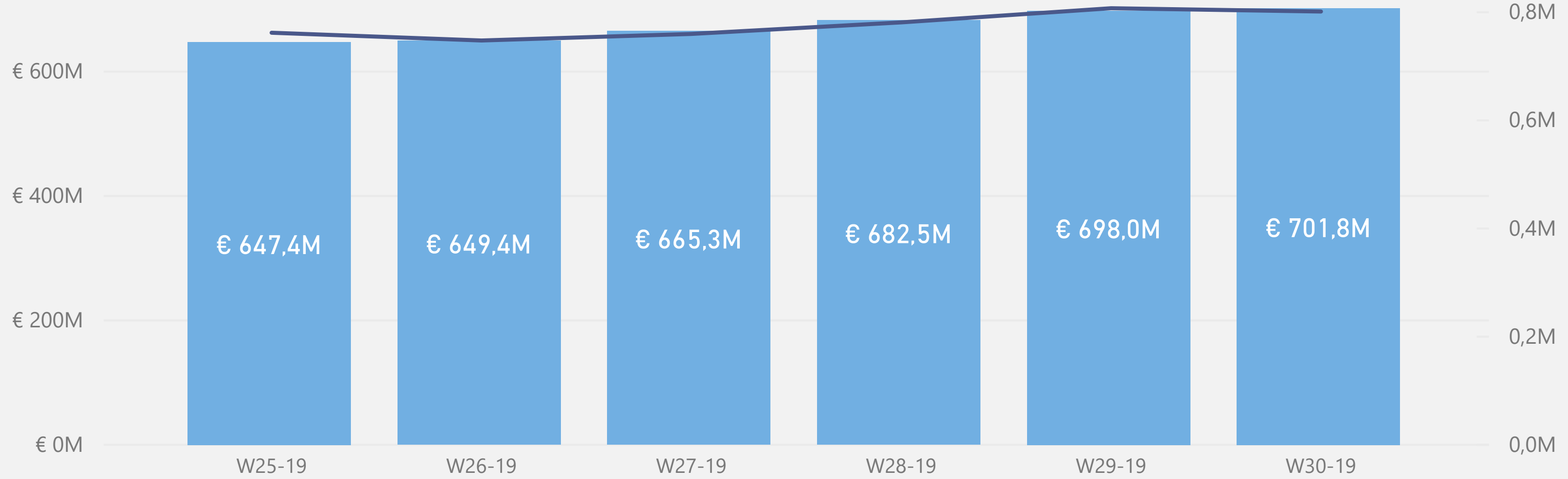
YEARS AHEAD

Val. Class

- Alles selecter...
- FG
- INT
- RAW
- TG

Stock over time

Value (\$) Quantity (t)



Stock

€ 701,8M

Change compared to last week

€ 3,9M

Inventory Trend

select measure

- Total Stock
- Slowmover on Plant Age
- Slowmover on Batch Age

select region

- Alles selecteren
- AMERICAS
- ASIA
- EMEA

select BU

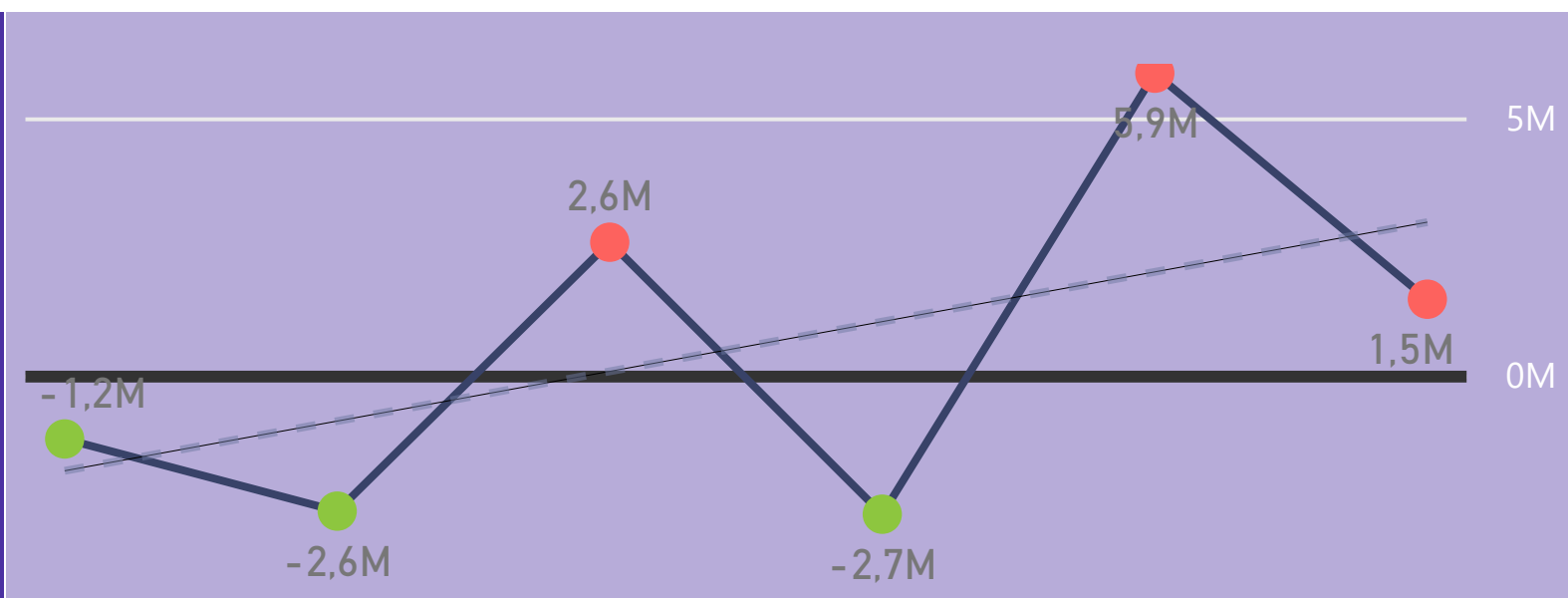
- Alles selecteren
- Construction
- Movement
- Systems

select BL

- Alles selecteren
- Accessoires
- Baby & children
- Bathroom products
- Beds & mattresses
- Cookware & tableware
- Decoration
- Entertainment
- Food & beverages
- Furniture
- Home electronics
- Home improvement
- Kitchen & appliances
- Laundry & cleaning
- Leisure & travel

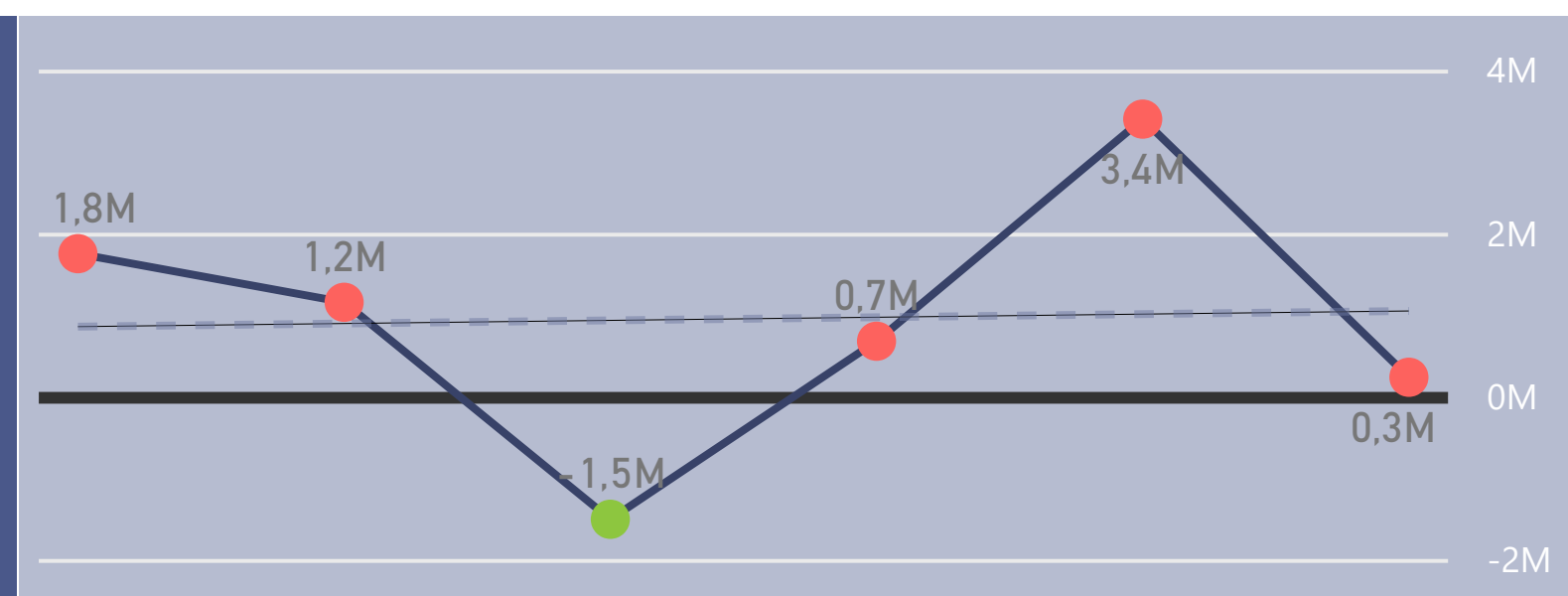
€ 150,6M

Finished Goods



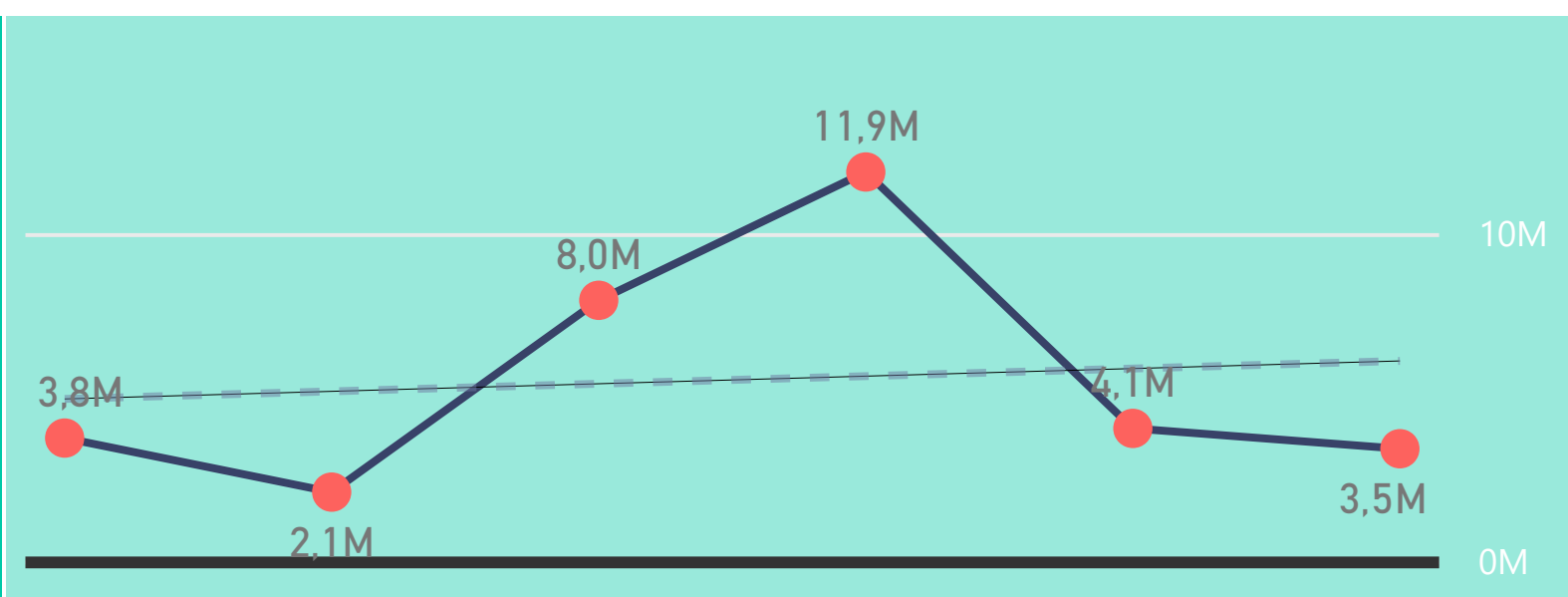
€ 48,2M

Intermediates



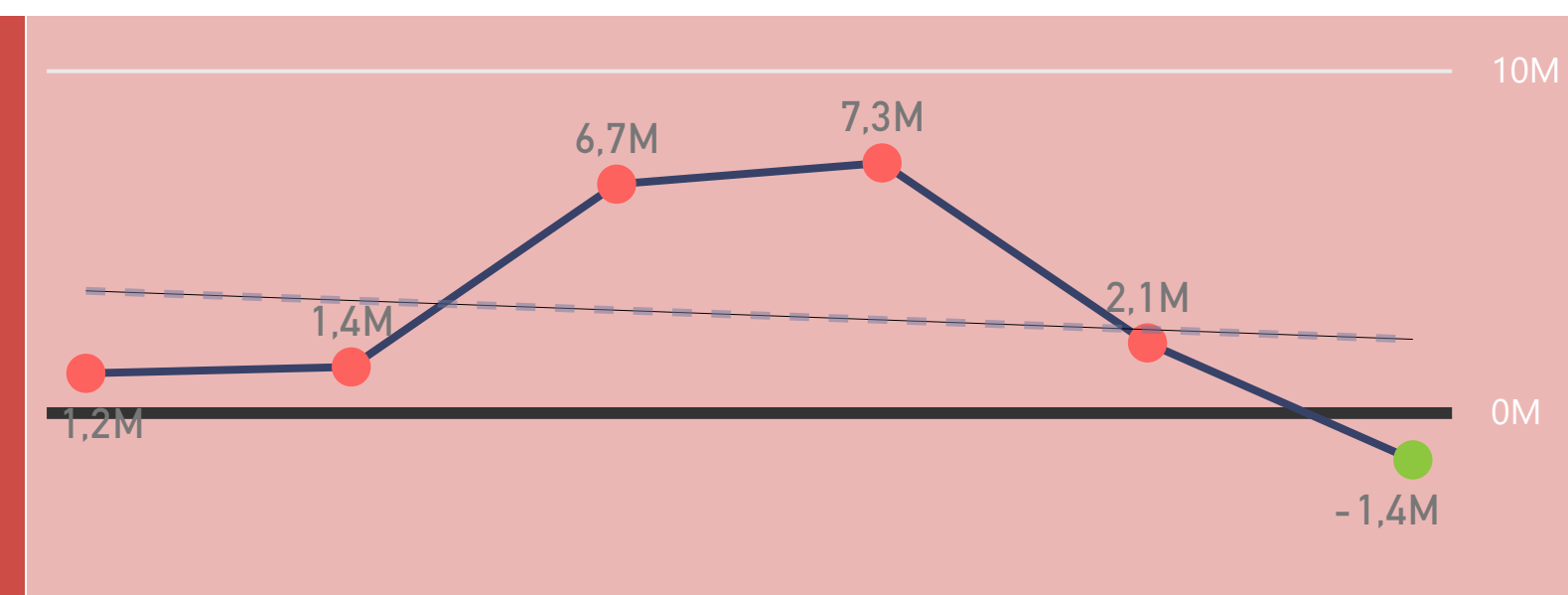
€ 312,9M

Traded Goods



€ 190,1M

Raw Materials



Stock Deltas

select measure

- Total Stock
- Slowmover on Plant Age
- Slowmover on Batch Age

627,0M

Compare From

W22-19

€ 74,8M

€ 701,8M

Compare to

W30-19

Select Region

- Alles selecteren
- AMERICAS
- ASIA
- EMEA



BL anonymized	Active	Inactive	MTO
Baby & children	€ 4,5M	-€ 0,0M	-€ 0,0M
Leisure & travel	€ 2,6M	€ 0,0M	€ 0,2M
Bathroom products	€ 1,9M	€ 0,0M	-€ 0,1M
Furniture	€ 1,7M	-€ 0,0M	-€ 0,0M
Beds & mattresses	€ 0,7M	-€ 0,0M	€ 0,0M

BL anonymized	Active	Inactive	MTO
Accessoires	€ 0,1M	€ 0,0M	
Baby & children	€ 8,0M	-€ 1,2M	-€ 0,0M
Bathroom products	€ 2,3M	-€ 0,2M	-€ 0,0M
Beds & mattresses	€ 3,5M	-€ 0,0M	-€ 0,0M
Cookware & tableware	€ 0,3M		

BL anonymized	Active	Inactive	MTO
Lighting	€ 12,5M	-€ 0,1M	€ 0,1M
Accessoires	€ 7,5M	€ 0,0M	
Outdoor products	€ 6,6M	€ 0,0M	€ 0,0M
Plants & plant pots	€ 1,2M	€ 0,0M	-€ 0,0M
Leisure & travel	€ 0,2M		
Furniture	€ 0,1M	-€ 0,0M	

BL anonymized	Active	Inactive	MTO
Leisure & travel	€ 3,2M		€ 0,0M
Decoration	€ 1,5M	-€ 0,1M	-€ 0,0M
Accessoires	€ 0,6M	-€ 0,0M	
Bathroom products	€ 0,5M	-€ 0,1M	-€ 0,0M
Baby & children	€ 0,2M		
Laundry & cleaning	€ 0,2M	-€ 0,0M	

Inventory Tree

€ 701,85M
Stock in scope

select week

W30-19

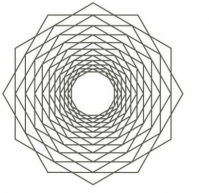
select region

- Alles selecteren
- AMERICAS
- ASIA
- EMEA

select BL

- Alles selecteren
- Accessoires
- Baby & children
- Bathroom products
- Beds & mattresses
- Cookware & tableware
- Decoration
- Entertainment
- Food & beverages
- Furniture
- Home electronics
- Home improvement
- Kitchen & appliances
- Laundry & cleaning
- Leisure & travel
- Lighting

			Active			MTO			Inactive		
				%	Slowmover		%	Slowmover		%	Slowmover
Finished Goods € 150,6M 24,18%	SYS	€ 85,9M	82,2M	9.8%	8,0M	1,5M	69.2%	1,0M	2,2M	53.5%	1,2M
	ELC	€ 50,8M	46,8M	4.0%	1,9M	1,4M	71.7%	986,7K	2,7M	85.8%	2,3M
	CON	€ 13,9M	13,8M	10.8%	1,5M	124,0K	21.7%	26,9K	55,1K	100.0%	55,1K
Traded Goods € 312,9M 44,71%	SYS	€ 235,4M	222,5M	24.7%	54,9M	4,2M	10.8%	454,9K	8,7M	64.2%	5,6M
	ELC	€ 68,6M	66,1M	15.5%	10,2M	461,2K	85.1%	392,4K	2,1M	74.0%	1,6M
	CON	€ 8,9M	8,6M	24.5%	2,1M	275,0K	39.2%	107,7K	30,6K	78.2%	24,0K
Raw Materials € 190,1M 31,29%	SYS	€ 99,4M	98,1M	21.4%	20,9M	780,8K	2.4%	19,0K	566,4K	88.9%	503,8K
	ELC	€ 68,5M	68,4M	11.7%	8,0M	23,8K	0.3%	60	98,3K	51.2%	50,4K
	CON	€ 22,1M	22,1M	20.9%	4,6M	16,7K	45.8%	7,668	10,5K	53.3%	5,578
Intermediates € 48,2M 8,31%	SYS	€ 31,0M	30,7M	30.6%	9,4M	51,0K	45.9%	23,4K	221,1K	99.5%	219,9K
	ELC	€ 17,0M	16,2M	3.7%	604,8K	261,4K	15.1%	39,6K	525,2K	40.1%	210,7K
	CON	€ 230,4K	230,4K	15.8%	36,5K	(Leeg)	(Leeg)	(Leeg)	(Leeg)	(Leeg)	(Leeg)
			675,6M	19.5%	122,1M	9,1M	34.1%	3,1M	17,1M	68.0%	11,6M



eyeon
YEARS AHEAD

Inventory Health

702,94M

Stock in scope

select week

W30-19

select region

- Alles selecteren
- AMERICAS
- ASIA
- EMEA

select BU

- Alles selecteren
- Construction
- Movement
- Systems

Alles select...

0-90

>90

>120

>180

>360

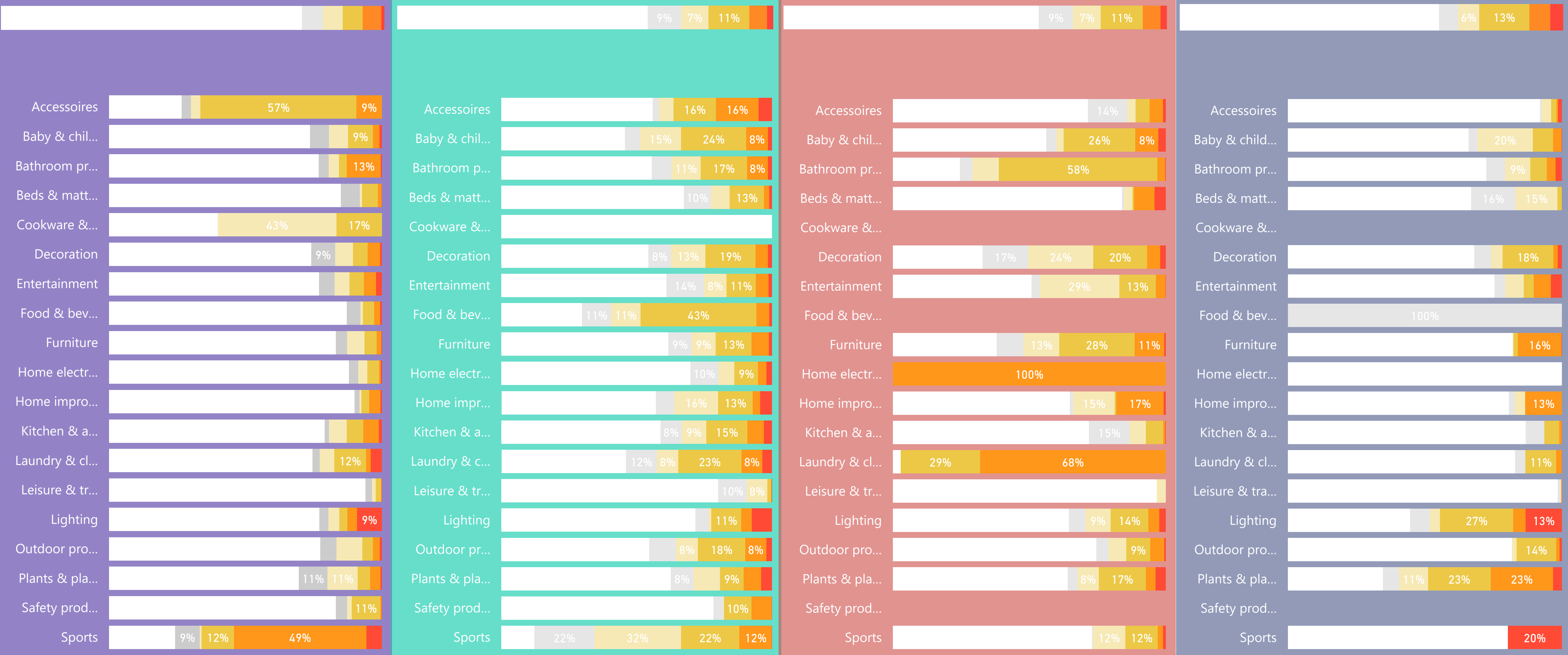
>720

Finished Goods

Traded Goods

Raw Materials

Intermediates



Filter Business Lines on MINIMUM inventory value (max does not filter)

0 5.000.000



Deepdive by country



Compare to

W30-19

€ 0,00

Stock in scope

Business Unit

Alle

Business Line

Alle

Business Group

Alle

Plant

Alle

Delta total stock by country



Country Totaa

Country Totaa

Inventory Breakdown Logic

Stock levels in this report are updated on a weekly basis. Settings and classifications are updated monthly.



Select week

W30-19

€ 702,27M

Stock in scope

Business Unit

Alle

Business Line

Alle

Business Group

Alle

Plant

Alle

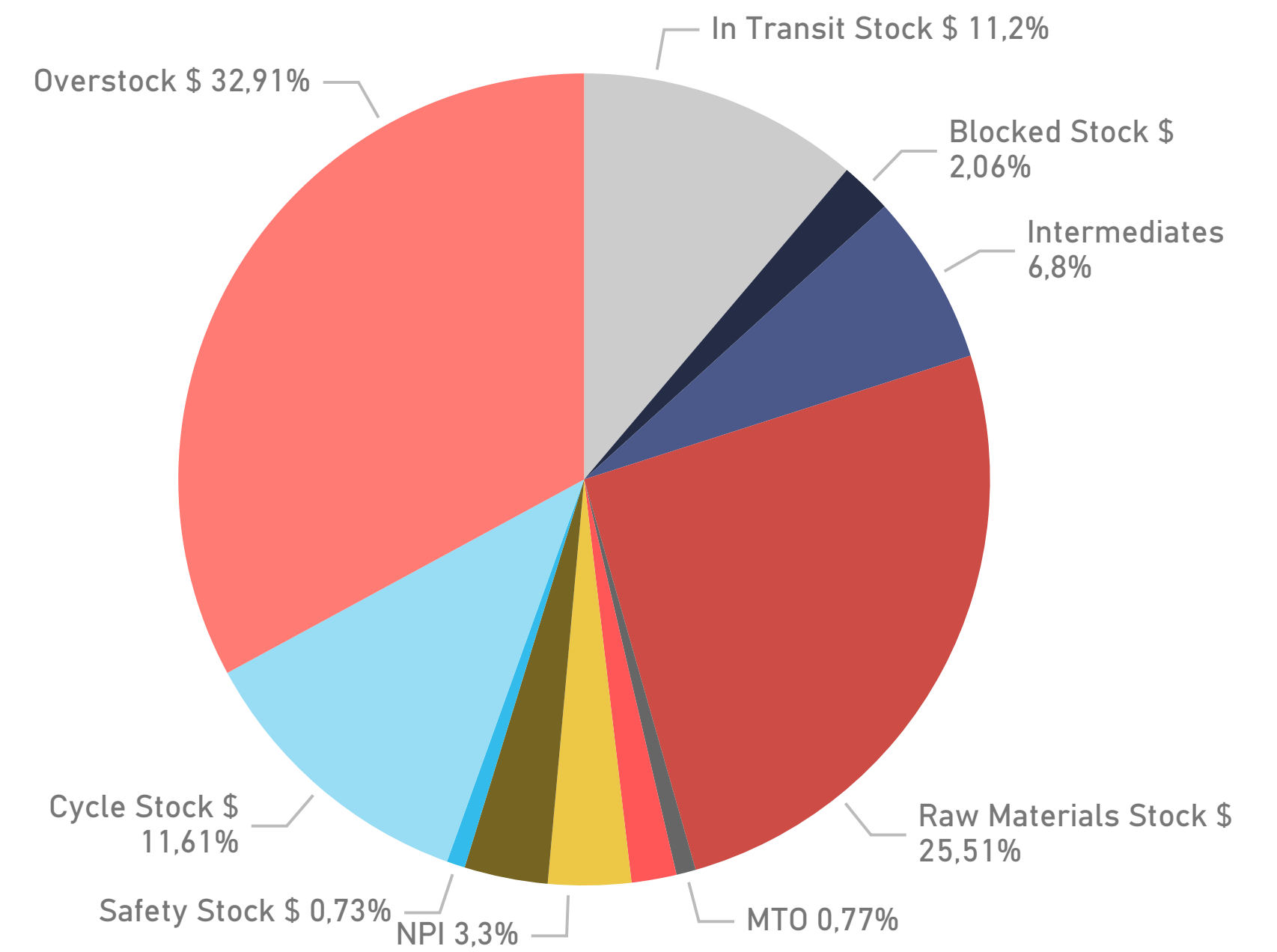
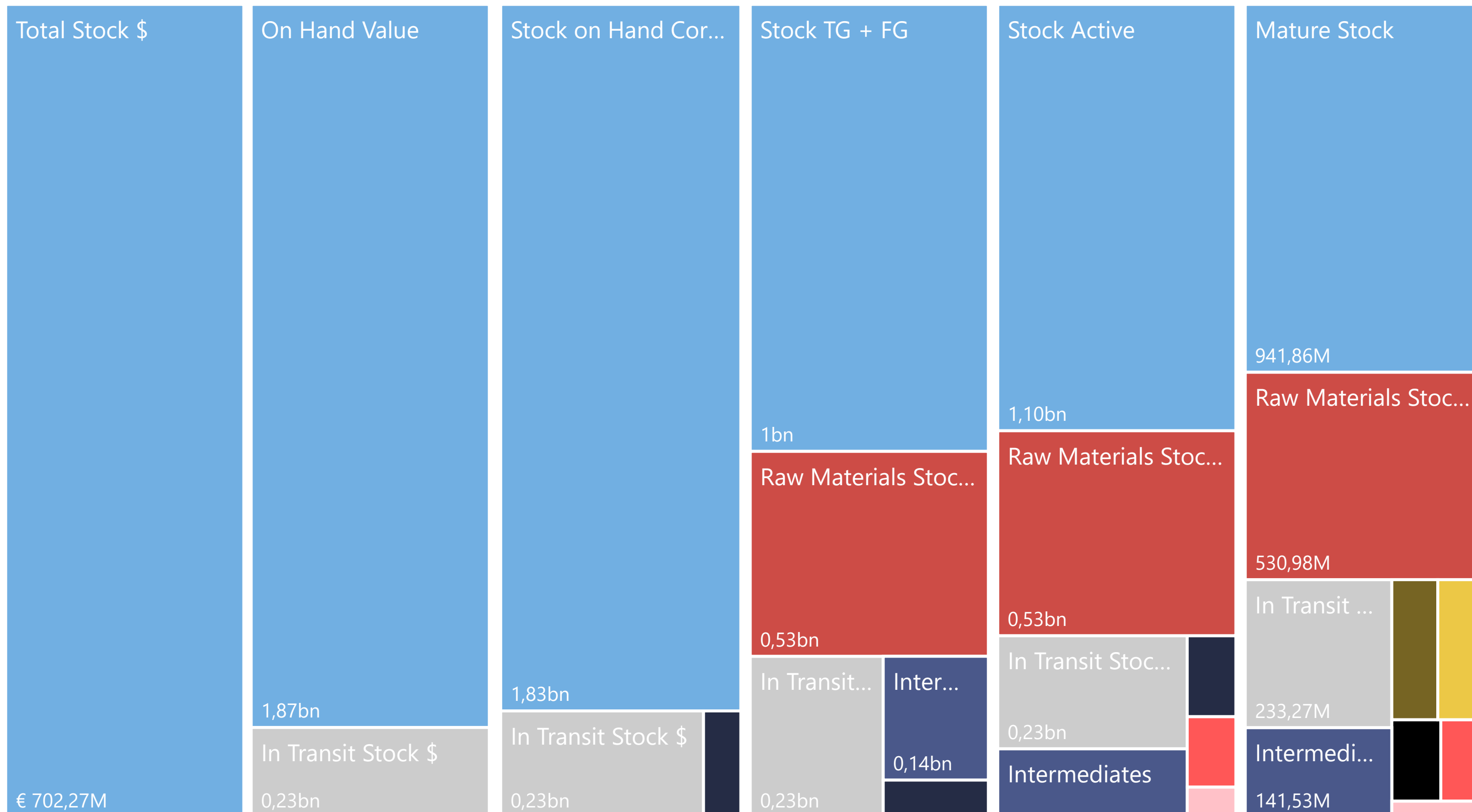

- in transit

- on hand

- Raw & Int

- inactive & MTO

- EOL & NPI



Inventory Breakdown Deltas

Stock levels in this report are updated on a weekly basis. Settings and classifications are updated monthly.



Select Week

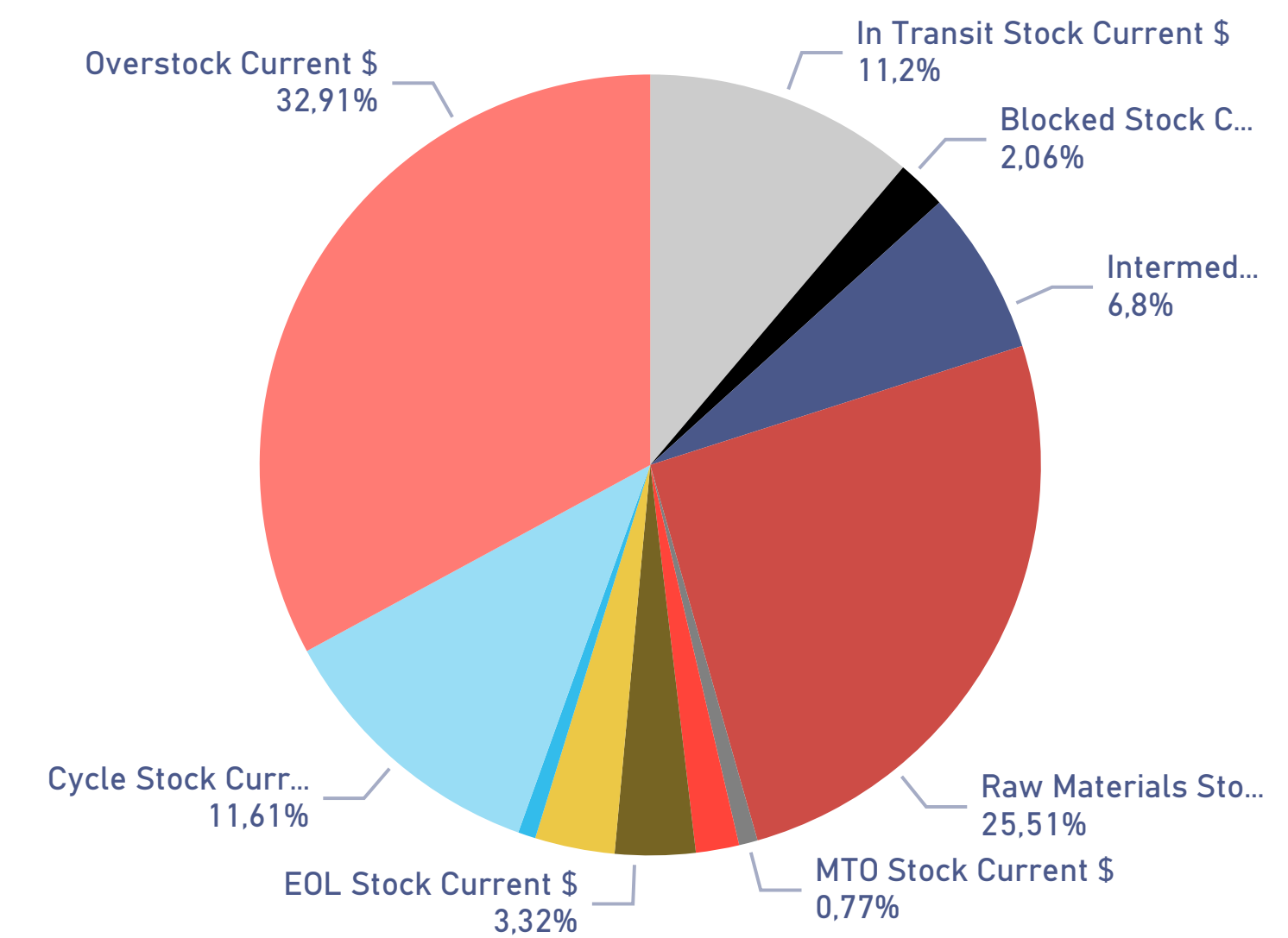
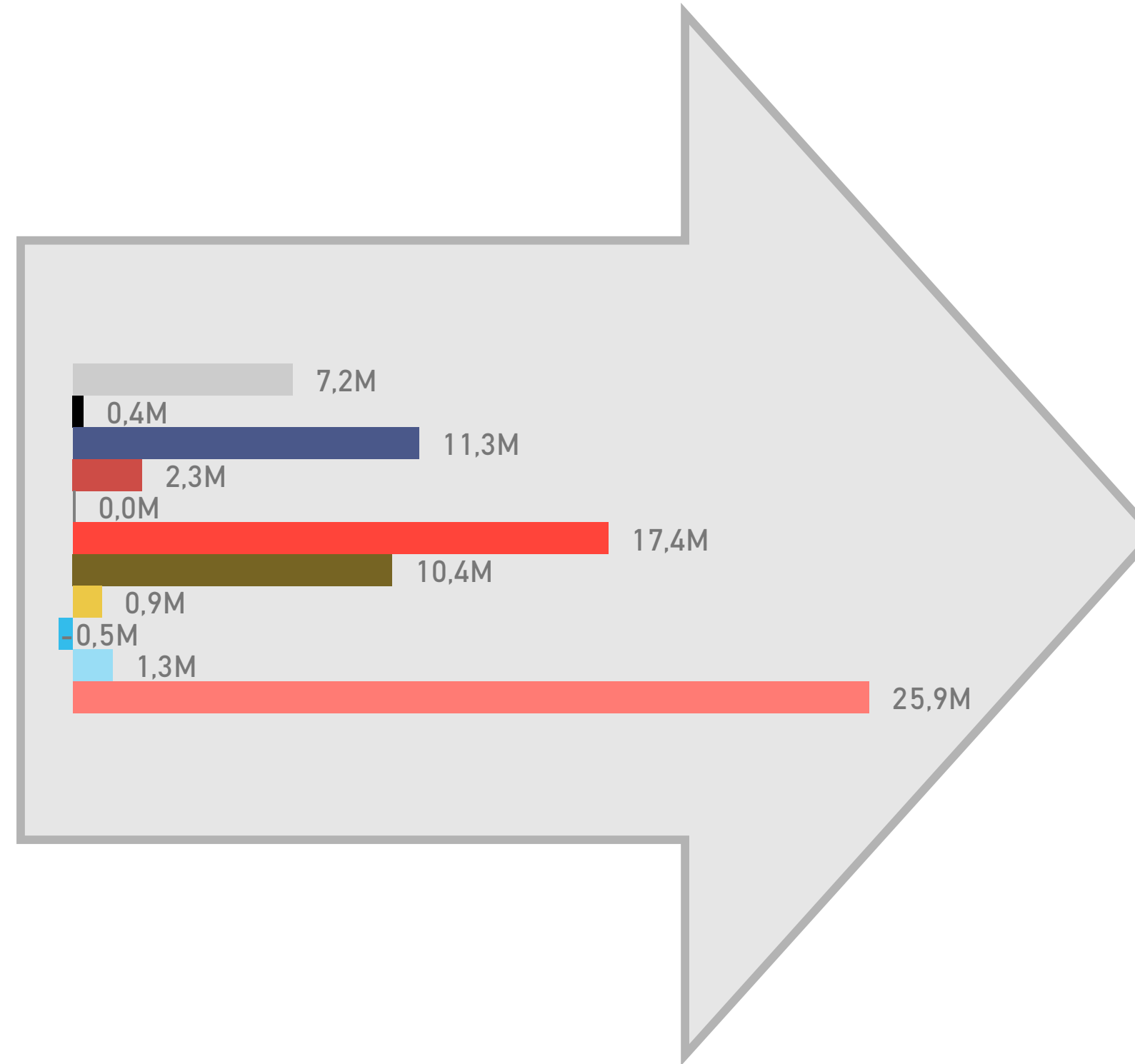
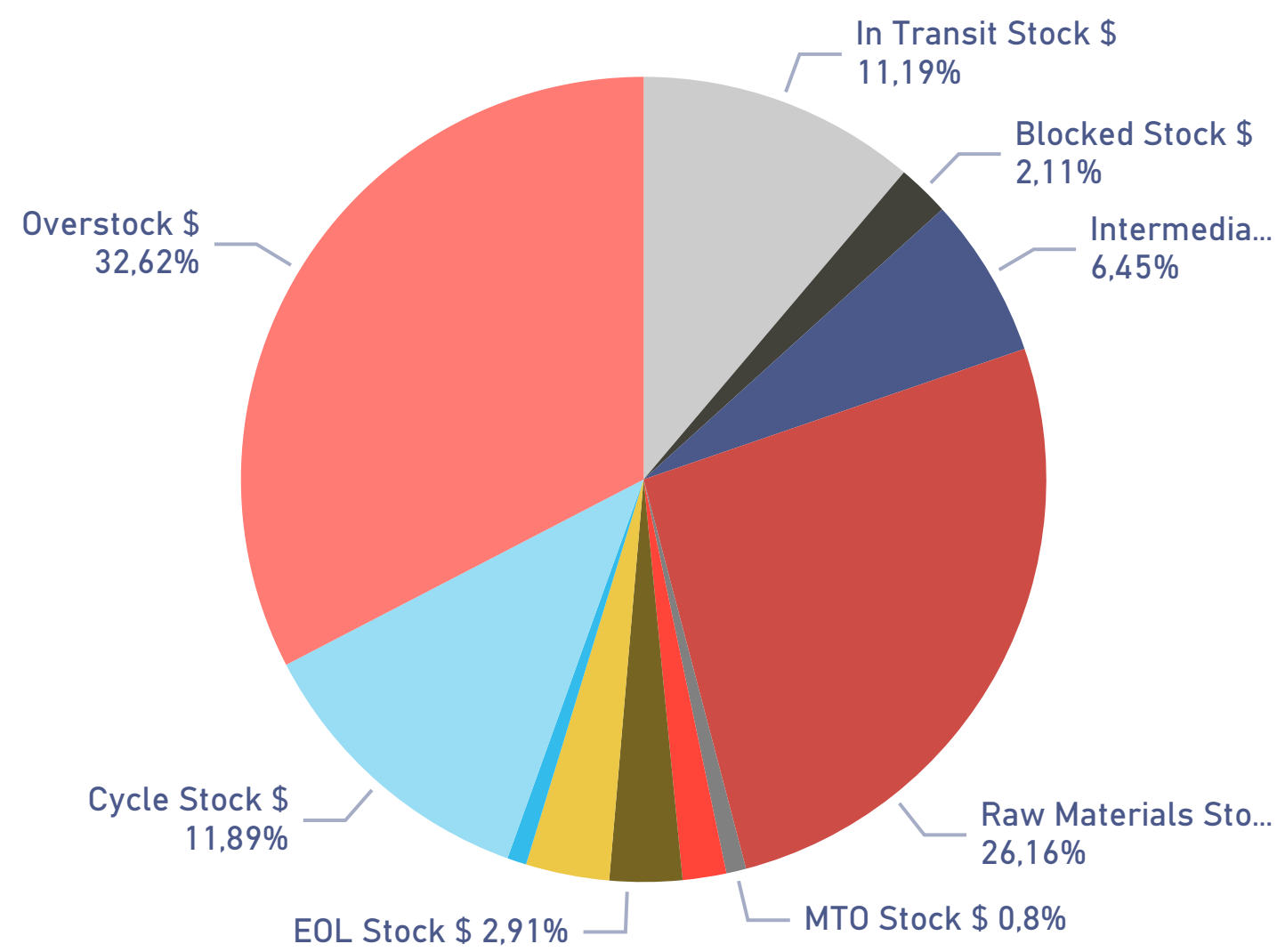
W28-19

Current Week

€ 682,91M

€ 19,36M

€ 702,27M



● In Transit Stock Delta \$ ● Blocked Stock Delta \$ ● Intermediates Delta \$ ● Raw Materials Stock Delta \$ ● MTO Stock Delta \$ ● Inactive Stock ● EOL Stock Delta \$ ● NPI Stock Delta \$ ● Safety Stock Delta \$ ● Cycle Stock Delta \$ ● Overstock Delta \$